

Photo resource showing **good** and **poor** examples of biosecurity practices

Topics structured by risk pathway

Industry and government have worked together in partnership to compile this photo gallery



Department
for Environment
Food & Rural Affairs



Animal &
Plant Health
Agency



Llywodraeth Cymru
Welsh Government



Scottish Government
Riaghaltas na h-Alba
gov.scot



Department of
Agriculture, Environment
and Rural Affairs
www.daera-ni.gov.uk



NFU



British Egg Industry Council



Contents

Pg. 3	<u>Site entrance</u>
Pg. 4	Secure gated entrances – poor
Pg. 5	Secure gated entrances - good
Pg. 6	Fencing – good
Pg. 7-8	C&D – vehicle and personnel – poor
Pg. 9	C&D – vehicle and personnel – good
Pg. 10	Signage – good
Pg. 11	Visitors’ book – good
Pg. 12	<u>Areas surrounding buildings</u>
Pg. 13-14	Curtilage, Areas between buildings – poor
Pg. 15-17	Curtilage, Areas between buildings – good
Pg. 18	Animal Bi-Products – poor
Pg. 19	<u>Buildings / housing</u>
Pg. 20-21	Roofing – poor
Pg. 22	Flooding, leaks, water ingress - poor
Pg. 23-25	Door / Access – poor
Pg. 26	Separate access to other areas - poor
Pg. 27-28	Windows / Netting / Openings – poor
Pg. 29	Windows / Netting / Openings – good, but
Pg. 30-31	Windows / Netting / Openings – good
Pg. 32-37	Building maintenance – poor
Pg. 38-39	Ventilation – poor
Pg. 40-42	Ventilation – good
Pg. 43	Muck belts – poor
Pg. 44-45	Feed – poor
Pg. 46-47	Rodent control / wild birds - poor

Pg. 48	<u>Bedding Management / Storage</u>
Pg. 49-53	Storage – poor
Pg. 54-56	Storage – good
Pg. 57	Bedding-up (adding litter) - poor
Pg. 58	<u>The “Hard Inner Shell”</u>
Pg. 59-60	Shed entrance (a) Lobby Area - poor
Pg. 61-62	Shed entrance (a) Lobby Area – good, but
Pg. 63-64	Shed entrance (a) Lobby Area – good
Pg. 65-67	Shed entrance (b) Step-over barrier – poor
Pg. 68-69	Shed entrance (b) Step-over barrier – good
Pg. 70-74	Shed entrance (c) Footdips – poor
Pg. 75-76	Shed entrance (c) Footdips – good, but
Pg. 77	Shed entrance (c) Footdips – good
Pg. 78-80	PPE – poor
Pg. 81	PPE – good
Pg. 82	Showers and Changing Areas – poor
Pg. 83	Showers and Changing Areas – good
Pg. 84	<u>Record keeping</u>
Pg. 85	Personnel, including Managers - good
Pg. 86	Visitors’ book – poor
Pg. 87	Medicines – good, but
Pg. 88	Production and Mortality
Pg. 89	Feed and Water – good

Images containing information which might identify a site have been obscured for confidentiality reasons.



Site entrance

1. Secure gated entrances

Poor

Open access to site; no signage



1. Secure gated entrances

Good

Closed gate; good signage



2. Fencing

Good

Well maintained secure fencing around site perimeter and poultry buildings.



3. C&D – vehicle and personnel

Poor


Very small amounts of disinfectant for vehicle wheels and no means of cleansing of gross debris before applying disinfectant.




3. C&D – vehicle and personnel

Poor

Insufficient supply of disinfectant for a vehicle.
Grossly contaminated vehicle and no means of cleansing before disinfection.




Non-disinfectable footwear.



3. C&D – vehicle and personnel

Good

Pressure washers available for cleansing and disinfection of vehicles.



4. Signage

Good



Examples of clearly displayed signage.



5. Visitors' book

Good

Covered and well signposted visitor logs (books) at site entrance.
Hoses providing water source for cleansing before disinfection.





Areas surrounding buildings

6. Curtilage

7. Areas between buildings

Poor

Muddy sites, bedding stored outdoors and mossy roofs likely to attract wild birds.
Hard to cleanse and disinfect vehicles.



6. Curtilage

7. Areas between buildings

Poor

Debris piled up in close proximity to shed likely to provide cover for rodents.



Overgrown vegetation in close proximity to housing likely to attract wild birds and rodents.



6. Curtilage

7. Areas between buildings

Good

Very tidy and well-maintained sites, clean intact concreted surfaces, free from debris and overgrown vegetation etc.



6. Curtilage

7. Areas between buildings

Good



Very tidy and well-maintained sites, clean intact concreted surfaces, free from debris and overgrown vegetation etc.



6. Curtilage

7. Areas between buildings

Good

Very tidy and well-maintained sites, clean intact concreted surfaces, free from debris and overgrown vegetation etc.



8. Animal By-products

Poor

Poorly closed ABP bin, liable to attract scavengers.



ABP skips best placed at perimeter of site to remove the need for ABP collection vehicle to enter the curtilage of the site.





Buildings / housing

9. Roofing Poor



Overgrowth of vegetation in gutters and missing section leading to water spilling over.



Poor roof design allowing water to drain into shed and potential access by small wild birds.





Mossy roofs likely to attract wild birds; unnetted ventilation cowls.

9. Roofing

Poor

Holes in roofs – potential for rain to wash in any wild bird faeces.



10. Flooding, leaks, water ingress

Poor



11. Door / Access

Poorly designed entry into sheds with one poorly positioned footdip. Ideally, doors should stop 6 inches from the ground with a solid concrete lip. This would allow a dedicated footdip to stand in front of each door and so encourage use prior to entry (would not be possible if entry is into egg room which requires pallet truck access).

There is also nowhere to clean boots/shoes prior to using the footdip. One door situated in the corner, and opening in a manner that precludes the correct siting of a footdip.

Poor

Outside area adjacent to the delivery area into sheds. Note the dirty concrete and gravel surfaces.



11. Door / Access

Poor

Contamination with leaf debris likely to reduce disinfectant efficacy. How frequently replenished?

Footdips should be covered to preserve effectiveness of the product and prevent dilution with rain.

Overgrown vegetation around entrance likely to encourage wild birds/rodents.

High risk of footwear contamination due to generally muddy area and no means of cleaning footwear before using footdip.

Poor footdip placement.



11. Door / Access

Poor

Modern shed in a good open area with limited trees. However, lack of attention to detail.

Issues:

- Pooling of water in front of the shed.
- Access door to the shed to the left is poorly designed so that nothing can be placed in front of it. Therefore,
- Single footdip placed to the side of the door as it cannot be placed anywhere else making it impossible to step directly inside.
 - No water supplied to allow the removal of dirt prior to disinfecting.
 - Door to the right access to the egg store. No disinfectant at all.



12. Separate access to other areas

Poor

Dirty concrete around entrance to office.



13. Windows / Netting / Openings

Poor

Netted sides incomplete, allowing access to wild birds.



13. Windows / Netting / Openings

Poor

Incompletely netted tunnels, allowing easy wild bird access.



13. Windows / Netting / Openings

Good, BUT

Well meshed side vents, but evidence of water staining suggests leaking/overflowing guttering?



Well meshed ventilation cowl, but overhanging trees likely to attract wild birds.



13. Windows / Netting / Openings

Good

Attention to detail, extending mesh to cover all gaps.



13. Windows / Netting / Openings

Good


Use of fine meshing to cover any gaps.



14. Building maintenance

Poor

Unrepaired storm damage allowing easy access for wild birds.



14. Building maintenance

Poor

Various gaps in building structure, allowing access to small wild birds and rodents.



14. Building maintenance

Poor

No gutter end cap in place.



14. Building maintenance

Poor

Holes in wall and door and poorly fitting pophole, allowing rodent access.



14. Building maintenance

Poor

Gaps allowing wild bird access.




14. Building maintenance

Poor

Gaps allowing wild bird access.

Gap between netting and roof, allowing wild bird access.



15. Ventilation

Poor

Mossy roof and no netting of ventilation cowls



Damage to meshing over ventilation inlet.



Missing cowl cover, mossy roof and weld mesh covering side inlets not sufficiently narrow to prevent access of small wild birds.



15. Ventilation

Poor

Wild birds had previously been observed nesting in some ventilation covers – right hand photo shows no netting present, potentially allowing access into roof space.



15. Ventilation

Good

Well meshed ventilation cowls and clean roof.



15. Ventilation

Good

Well meshed fan inlets / outlet.



15. Ventilation

Good

Well meshed roof vents, well maintained roof.



16. Muck belts

Poor

Covers missing from muck belt; easy access for rodents.



17. Feed

Poor

Feed spillages around hoppers attractive to wild birds and rodents.



Feed spillage and wild bird faeces underneath feed hoppers.



17. Feed

Poor

Feed pipes lying on the ground.



18. Rodent control / wild birds

Poor

Mouse droppings in roof space



Rodent burrows around housing



18. Rodent control / wild birds

Poor

Dead rat and damage to building structure.



Dead wild goose outside shed not disposed of.





Bedding Management / Storage

19. Storage

Poor

Pigeon inside straw store.



Damage to outer and inner wrapping of bedding stored outside, exposing it to contamination.



Wild bird faeces on outer wrapping of bedding stored outdoors – potential to leak into bedding below and be transferred into bird areas if any damage to inner wrapping / lack of disinfection before taking indoors.



Puddling on top of stored litter allowing for wild bird faecal contamination.

19. Storage

Poor

Wild bird faeces at entrance to open straw store.



Wild bird feather in straw store.



19. Storage

Poor

Straw unprotected from wild bird access.



19. Storage

Poor

Partially netted barn and evidence of extensive water contamination on straw.



Straw store open to wild bird access and straw being stored uncovered outside.



Straw store open to wild bird access.



19. Storage

Poor

Bedding not being stored securely, allowing potential contamination by wild birds.



19. Storage

Good

Secure wild bird proof sheds for bedding storage.





19. Storage



Good

Wrapped bedding securely stored indoors.



19. Storage

Good

Wrapped bedding stored outdoors but securely sheeted and inner wrapping is thoroughly disinfected before being taken into bird housing.



Fully netted barn to prevent wild bird access to bedding.




20. Bedding-up (adding litter)

Frequent bedding top-ups represents an inherent risk of introducing contamination – essential for rigorous cleanse and disinfection of vehicles/equipment in addition to careful storage of bedding to avoid contamination by wild birds.



Poor

Danger of wild birds entering when doors opened for bedding top-up.





The “Hard Inner Shell”

21. Shed Entrance

(a) Lobby Area

Poor

Presence of leaves and externally used leaf blower casts doubt on the value of the lobby as a biosecurity barrier.



Cluttered and untidy lobby and poor footdip – highly unlikely to be an effective biosecurity barrier.



21. Shed Entrance

(a) Lobby Area

Poor

Photo casts doubt on the value of the lobby as a biosecurity barrier.



21. Shed Entrance

(a) Lobby Area

Good, BUT

Lobby with covered footdip, but need to step back onto earth floor after use. Would be better raised up with footdip under doorway, so it is hard to avoid using.



21. Shed Entrance

(a) Lobby Area

Good, BUT



Good points:

- Lobby raised to allow footdip to be placed in front of door, so difficult to by-pass.
- Hand brush for the footdip with a long handle and at good height to be visible and encourage use. *Might benefit from having a cover over top of brush.*
- Clean and tidy.

Points for improvement:

- Air gap above and around the lobby to allow wild birds to fly in and out.
- Round footdip is too small.
- Have to walk on the ground after cleaning boots and using footdip.
- Door left open.


21. Shed Entrance

(a) Lobby Area

Good

Covered footdips and use of pallets to reduce recontamination, rather than stepping back onto earth floor.

Clean and tidy well-organized lobby with solid and secure hygiene barrier.



21. Shed Entrance

(a) Lobby Area

Good

Intermediate entrance



Provision of hand washing facilities and hand sanitiser.



21. Shed Entrance

(b) Step-over barrier

Poor

Cramped area; not particularly easy to use.

Covering of footdip unnecessary if indoors and may discourage use.

Seat provided to facilitate use but unclear which footwear is for use inside the house – mixture present.



21. Shed Entrance

(b) Step-over barrier

Poor

Points for improvement:

- a. Poor step-over area
- b. Boots in and out of the step-over area
- c. No clear indoor and outdoor boots
- d. Footdip too small and should be inside barrier
- e. Disinfectant too shallow
- f. No brush

Poor design which doesn't make effective use particularly easy and is potentially easy to bypass.



21. Shed Entrance

(b) Step-over barrier

Poor

Dirty area within step-over and apparent mix of inside and outside boots.

Poor footdip – shallow and poor placement.

Chair to aid use, but covered in PPE which may discourage use.



21. Shed Entrance

(b) Step-over barrier

Good

Solid and secure swing over hygiene barrier.



21. Shed Entrance

(b) Step-over barrier

Good

Solid and secure swing over hygiene barriers.



21. Shed Entrance

(c) Footdips

Poor

Footdip requires a cover and would be better placed directly under raised door so cannot be by-passed, to prevent recontamination of footwear after use but before entering the bird area.

No water source or brush to clean footwear before disinfection.



No water source or brush to clean footwear before disinfection.



21. Shed Entrance

(c) Footdips

Poor

Footdip cover not properly in place.
How effective is this footdip actually likely to be,
given the grossly muddy environment?



21. Shed Entrance

(c) Footdips

Poor

Shallow, small footdip – no measuring lines on it to facilitate accurate mixing of disinfectant at correct dilution.

Have to step back onto concrete before entering the building.



21. Shed Entrance

(c) Footdips

Poor

Good quality covered footdip but located on wrong side of door opening necessitating stepping back onto the tarmac before entering the house.



Boots likely to be re-contaminated once stepping out of the disinfectant.



21. Shed Entrance

(c) Footdips

Poor

Good quality covered footdip but located on wrong side of door opening, necessitating stepping back onto the tarmac before entering the house.



Footdip some distance from door.



21. Shed Entrance

(c) Footdips

Good, BUT

Footdip not covered.

Placed close to door, but unlikely to allow full immersion of footwear.



Covered footdip with string to open.

Would be better placed under the raised door so cannot be by-passed.



21. Shed Entrance

(c) Footdips

Good, BUT

Good points:

- Covered external footdip
- Good depth of disinfectant.
- Disinfectant is clean (is it being used?)



Points for improvement:

- No hand-brush.
- Placement could be better so that the footdip cannot be by-passed.
- No clear guidance or measures for mixing disinfectant at correct strength.
- Need Log of when the disinfectant was replenished.

Boot brush scrub with water source to facilitate cleaning before disinfection.



Would be better placed on a clean solid base and closer to door to avoid recontamination of footwear after use.

21. Shed Entrance

(c) Footdips

Good

Good size sturdy plastic tray to allow full immersion of whole foot.

Brushes to facilitate cleaning.



Sturdy, deep footdip with brushes incorporated.


Cover with handle to facilitate use.



22. PPE

Poor

This staff canteen was used as a common clocking in/out point, for staff working on various sites. Dirty footwear is present.



22. PPE

Poor

Disposable boot covers are fragile and easily torn and may give a false sense of security if used in place of dedicated house footwear, or thorough disinfection.



No clear hygiene barrier between inside and outside.



22. PPE

Poor



Apparent mix of indoor and outdoor footwear within the barrier area.

Provision of seat facilitates. Questionable placement of footdip?

Separation of indoor and outdoor boots not clear and appears to be an indoor boot in the outdoor section.



22. PPE

Good

Well organised and stored disposable overalls of various sizes.



Hand sanitiser available.



23. Showers and Changing Areas



Poor



Disinfectant mats not as effective as immersion footdips.

Door, when open, exposes anyone to the outside. Poor privacy – unlikely to encourage fully effective use of showers.

No barrier to keep outside footwear separate from the interior.

23. Showers and Changing Areas

Good

Clean and tidy showering facility.





Record keeping

24. Personnel, including Managers

Good

Month: NOVEMBER 2022

Date	Name	Time In	Time Out	Has Other Poultry been Visited Before Attending the Site? If Yes, Name Farm & Date
01/11		6:30	15:00	
02/11		6:30	15:00	
03/11		6:30	15:00	
04/11		6:30	15:00	
05/11		6:30	15:00	
06/11		6:30	15:00	
07/11		6:30	15:00	
08/11		6:30	15:00	
09/11		6:30	15:00	
10/11		6:30	15:00	
11/11		6:15	15:00	
12/11		6:30	15:00	
13/11		6:30	15:00	
14/11		6:30	15:00	
15/11		6:30/15:00	15:00	
16/11		6:30/15:30	15:30	
17/11		6:30	15:00	
18/11		6:15	16:15	
19/11		6:15	15:00	
20/11		6:00	15:30	
21/11		6:5	15:00	
22/11		6:30	15:00	
23/11		6:30	15/15:30	
24/11		6:00	15:30	
25/11		6:15	12:00	
26/11				
27/11				
28/11				
29/11				
30/11				

Legible staff attendance records.

Need to record all staff visits, including area managers etc., unless e.g. manager lives on site and not working elsewhere.

25. Visitors' book

Poor

No provision for full name or specific contact details.

No provision of reason for visit or whether bird areas accessed.

Date	Name	Company	Poultry farms visited in last 48 hours *	Arrival Time	Departure Time
29/7/22	[REDACTED]	[REDACTED]	[REDACTED]	07:00	08:15
5/8/22				10:15	11:20
9/8/22				09:30	10/0
11/8/22				12:40	13:30
14/8/22				13:30	14:00
23/8/22				14:30	16:00
1-9-22				06:00	07:30
02/09/22				07:00	08:30
13/9/22				07:00	08:00
14/9/22				10:15	11:15
20/9/22				15:30	16:30
27/9/22				15:00	15:45
4/10/22				11:00	11:30
8/10/22				09:40	
14/10/22				11:36	12:34

27. Production and Mortality

Ideally in an electronic format (with any password protection disabled, when appropriate) to allow rapid electronic graphing and analysis (with colour coding) to aid production of source and spread timelines.

If not, then must be fully legible.

Avoid use of white boards that are then wiped once weekly data is sent to head office – need daily (to compare with weekly) figures to produce accurate source and spread timelines.

28. Feed and Water

Good

Clearly legible water consumption records.

WEEKLY RECORD SHED 1

Day	Age	Stock Check		Temperature		Water Reading				Water Use				Light		Shavings Use	Soft Chip Use	Straw Use	Stag Feed (Bags)	Notes
		1st	2nd	max	min					%	On Hrs									
W	96	GU	GU	18	14		7	1	4	7	8	2	5	8	8	-	-			
T	97	GU	PC	19	7		7	3	9	7	7	2	4	9	9	-	-			
W	98	GU	PC	19	11		7	6	2	1	1	2	2	3	4	-	-			
T	99	PC	GU	17	13		7	8	8	9	9	2	6	8	8	-	-			
F	100	PC	GU	18	11		8	1	4	7	0	2	5	7	1	-	-			
S	101	GU	PC	19	14		8	4	2	0	0	2	7	3	0	-	-			
S	102	GU	GU	19	14		8	6	5	1	2	2	3	1	2	-	-			
M	103	GU	AB	20	13		8	8	9	7	0	2	4	5	8	-	-			
T	104	PC	AB	17	11		9	1	2	8	1	2	3	1	1	-	-			
W	105	GU	PC	19	14		9	4	0	5	8	2	7	7	7	-	-			
T	106	GU	GU	20	13		9	6	0	7	2	2	0	1	4	-	-			
F	107	GU	AB	20	16		9	8	5	1	5	2	4	4	3	-	-			
S	108	AB	PC	18	13		10	1	0	1	9	2	5	0	4	11	11			
S	109	AB	AB	22	14				3	5	3	6	2	5	1	11	11			